

FCD2304 IRIC flashcard – Feb 2023

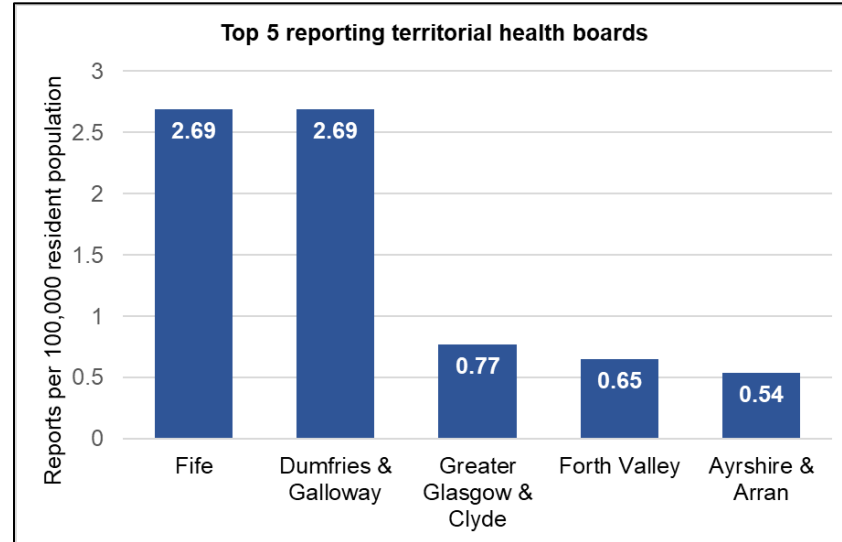


Incidents received during the period 01 - 28 Feb 23	
NHS	36
Local Authorities	3
Total no of incidents received	39

TOP 5 - Equipment Category	%
Infusion pump (IV)	15%
Transvaginal mesh	8%
HEPMA	5%
Implantable defibrillator	5%
Wheelchair - powered	5%
Other	62%

TOP 5 - Suspected Problem	%
Patient Device Interaction Problem	21%
Mechanical Problem	13%
Use of Device Problem	13%
No Apparent Adverse Event	10%
Insufficient Information	10%
Other	33%


TOP 5 - Health Impact	%
No Health Consequences Or Impact	28%
Surgical Intervention	13%
Minor Injury/ Illness / Impairment	10%
No Patient Involvement	8%
Delay to Treatment/ Therapy	8%
Other	33%




Report also received from: NHS Grampian, NHS Lothian, NHS Highland, NHS National Services Scotland, Scottish Ambulance Service, Aberdeenshire Council and Edinburgh City Council.

THANK YOU ALL FOR REPORTING!!

Incident trending is our method of analysing our adverse incident database to highlight emerging equipment issues. All incident reports sent to IRIC are added to our trending system. For our trending system to be effective we require some key data fields to be filled in as accurately as possible. When reporting incidents please ensure these fields are filled in: **manufacturer, model, suspected problem and health impact**. If you know the **category of device** that is a help too.



Scan QR code or [click here](#) to check safety alerts



Scan QR code or [click here](#) to report an incident

N.B. incident reports notified by some health boards may relate to cross-boundary referrals and services delivered on a regional basis